


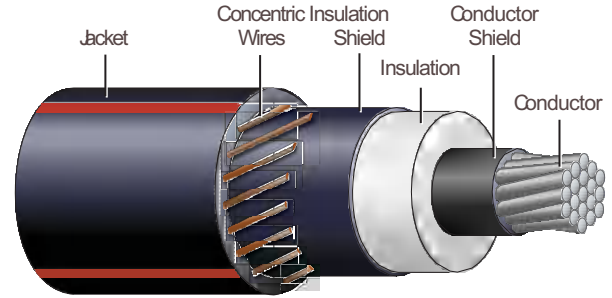
15kV Aluminum Conductor 90° C (100% – .175") Concentric Cable Medium Voltage



Underground Residential Distribution Cable (URD)


15kV Aluminum Conductor 90°C
(100% – .175")

- Conductor Shield – Semi-Conducting Layer
- Insulation – TRXLPE
- Insulation Shield – Semi-Conducting Layer
- Concentric Wires – One-third and Full Neutral
- Jacket – Non-Conducting Polyethylene (LLDPE) with 3 Red Stripes, Semi-Conducting Available



Aluminum	Conductor		Copper Neutral		Diameter* (per ANSI/ICEAS-94-649)				Weights (lbs/ft)			
	AWG or kcmil	Number of Strands	Number of Wires	Size AWG	Conductor	Min. Over Insulation	Max. Over Insulation	Over Embedded Jacket	Conductor	Neutral	Total Without Jacket	Total With Embedded Jacket
Full Neutral	2	SOLID	10	14	0.258	0.610	0.695	0.960	0.0611	0.130	0.356	0.477
	2	7	10	14	0.283	0.635	0.720	0.990	0.0623	0.130	0.370	0.487
	1	SOLID	13	14	0.289	0.645	0.725	0.995	0.0785	0.173	0.424	0.543
	1	19	13	14	0.322	0.675	0.760	1.015	0.0785	0.173	0.437	0.556
	1/0	SOLID	16	14	0.325	0.680	0.760	1.030	0.0972	0.210	0.494	0.615
	1/0	19	16	14	0.362	0.715	0.800	1.055	0.0991	0.210	0.510	0.632
	2/0	19	13	12	0.406	0.760	0.845	1.100	0.1249	0.276	0.616	0.760
	3/0	19	16	12	0.456	0.810	0.895	1.170	0.1575	0.340	0.730	0.874
One-Third Neutral	4/0	19	20	12	0.512	0.865	0.950	1.235	0.1986	0.425	0.875	1.030
	1/0	SOLID	6	14	0.325	0.680	0.760	1.030	0.0972	0.080	0.356	0.460
	1/0	19	6	14	0.362	0.715	0.800	1.055	0.0991	0.080	0.373	0.515
	2/0	19	7	14	0.406	0.760	0.845	1.100	0.1249	0.094	0.434	0.575
	3/0	19	9	14	0.456	0.810	0.895	1.150	0.1575	0.120	0.510	0.655
	4/0	19	11	14	0.512	0.865	0.950	1.200	0.1986	0.147	0.598	0.759
	250	37	13	14	0.558	0.920	1.005	1.265	0.2347	0.174	0.684	0.889
	350	37	11	12	0.661	1.025	1.110	1.390	0.3286	0.238	0.913	1.175
	500	37	16	12	0.789	1.150	1.235	1.550	0.4694	0.341	1.207	1.498
750	61	15	10	0.968	1.340	1.425	1.805	0.7040	0.508	1.685	2.057	
1000	61	20	10	1.117	1.485	1.575	2.025	0.9387	0.683	2.210	2.516	

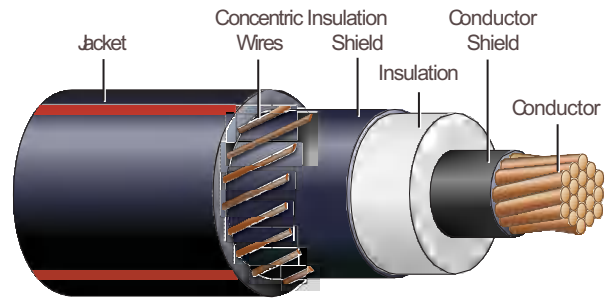
15kV Copper Conductor 90° C (100% – .175") Concentric Cable Medium Voltage



Underground Residential Distribution Cable (URD)


15kV Copper Conductor 90°C
(100% – .175")

- Conductor Shield – Semi-Conducting Layer
- Insulation – TRXLPE
- Insulation Shield – Semi-Conducting Layer
- Concentric Wires – One-third and Full Neutral
- Jacket – Non-Conducting Polyethylene (LLDPE) with 3 Red Stripes, Semi-Conducting Available



Copper	Conductor		Copper Neutral		Diameter* (per ANSI/ICEAS-94-649)				Weights (lbs/ft)			
	AWG or kcmil	Number of Strands	Number of Wires	Size AWG	Conductor	Min. Over Insulation	Max. Over Insulation	Over Embedded Jacket	Conductor	Neutral	Total Without Jacket	Total With Embedded Jacket
Full Neutral	2	7	16	14	0.283	0.635	0.720	0.990	0.205	0.232	0.642	0.700
	1	19	13	12	0.322	0.675	0.760	1.015	0.259	0.300	0.504	0.570
	1/0	19	16	12	0.362	0.715	0.800	1.090	0.326	0.370	0.923	0.993
	2/0	19	20	12	0.406	0.760	0.845	1.135	0.411	0.462	1.107	1.176
	3/0	19	25	12	0.456	0.810	0.895	1.150	0.518	0.578	1.334	1.402
One-Third Neutral	4/0	19	20	10	0.512	0.865	0.950	1.280	0.653	0.740	1.642	1.708
	1/0	19	9	14	0.362	0.715	0.800	1.055	0.326	0.131	0.708	0.777
	2/0	19	11	14	0.406	0.760	0.845	1.100	0.411	0.160	0.836	0.907
	3/0	19	14	14	0.456	0.810	0.895	1.130	0.518	0.203	1.002	1.074
	4/0	19	11	12	0.512	0.865	0.950	1.200	0.653	0.255	1.227	1.317
	250	37	13	12	0.558	0.920	1.005	1.265	0.772	0.301	1.427	1.546
	350	37	12	10	0.661	1.025	1.110	1.425	1.080	0.440	1.904	2.055
	500	37	17	10	0.789	1.150	1.235	1.595	1.544	0.623	2.664	2.823
	750	61	25	10	0.968	1.340	1.425	1.875	2.316	0.917	3.794	3.964
1000	61	26	9	1.117	1.485	1.575	2.015	3.088	1.211	4.948	5.127	

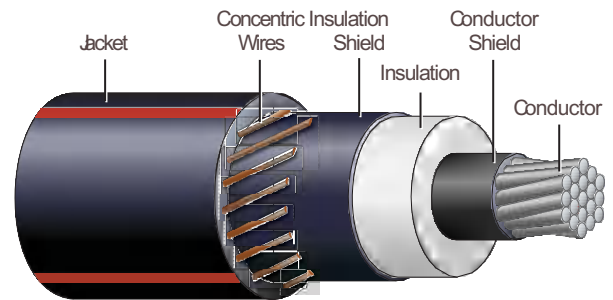
15kV Aluminum Conductor 90° C (133% – .220") Concentric Cable Medium Voltage



Underground Residential Distribution Cable (URD)


15kV Aluminum Conductor 90°C
(133% – .220")

- Conductor Shield – Semi-Conducting Layer
- Insulation – TRXLPE
- Insulation Shield – Semi-Conducting Layer
- Concentric Wires – One-third and Full Neutral
- Jacket – Non-Conducting Polyethylene (LLDPE) with 3 Red Stripes, Semi-Conducting Available



Aluminum	Conductor		Copper Neutral		Diameter* (per ANSI/ICEAS-94-649)				Weights (lbs/ft)			
	AWG or kcmil	Number of Strands	Number of Wires	Size AWG	Conductor	Min. Over Insulation	Max. Over Insulation	Over Embedded Jacket	Conductor	Neutral	Total Without Jacket	Total With Embedded Jacket
Full Neutral	2	SOLID	10	14	0.258	0.700	0.790	1.055	0.0610	0.130	0.401	0.537
	2	7	10	14	0.283	0.725	0.815	1.080	0.0623	0.130	0.415	0.549
	1	SOLID	13	14	0.289	0.735	0.820	1.085	0.0770	0.173	0.470	0.604
	1	19	13	14	0.322	0.765	0.855	1.110	0.0785	0.173	0.487	0.619
	1/0	SOLID	16	14	0.325	0.770	0.855	1.120	0.0972	0.210	0.544	0.680
	1/0	19	16	14	0.362	0.805	0.895	1.150	0.0991	0.210	0.562	0.697
	2/0	19	13	12	0.406	0.850	0.935	1.190	0.1249	0.275	0.670	0.830
	3/0	19	16	12	0.456	0.900	0.985	1.260	0.1575	0.340	0.787	0.946
One-Third Neutral	4/0	19	20	12	0.512	0.955	1.045	1.330	0.1986	0.425	0.934	1.148
	1/0	SOLID	6	14	0.325	0.770	0.855	1.120	0.0972	0.080	0.423	0.562
	1/0	19	6	14	0.362	0.805	0.895	1.150	0.0991	0.080	0.441	0.580
	2/0	19	7	14	0.406	0.850	0.935	1.190	0.1249	0.094	0.490	0.643
	3/0	19	9	14	0.456	0.900	0.985	1.240	0.1575	0.120	0.567	0.725
	4/0	19	11	14	0.512	0.955	1.045	1.295	0.1986	0.147	0.656	0.842
	250	37	13	14	0.558	1.010	1.100	1.380	0.2347	0.173	0.781	1.013
	350	37	11	12	0.661	1.115	1.200	1.480	0.3286	0.228	0.987	1.266
	500	37	16	12	0.789	1.240	1.330	1.710	0.4694	0.340	1.284	1.597
	750	61	15	10	0.968	1.430	1.520	1.900	0.7040	0.506	1.774	2.230
1000	61	20	10	1.117	1.575	1.670	2.120	0.9387	0.681	2.301	2.718	

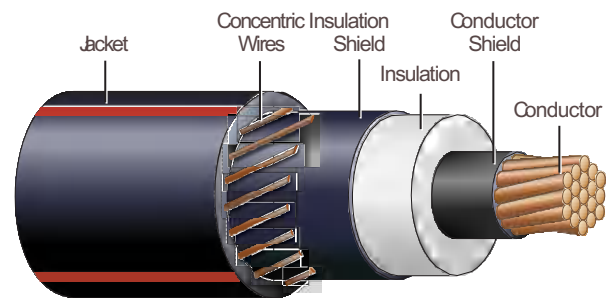
15kV Copper Conductor 90° C (133% – .220") Concentric Cable Medium Voltage



Underground Residential Distribution Cable (URD)


15kV Copper Conductor 90°C
(133% – .220")

- Conductor Shield – Semi-Conducting Layer
- Insulation – TRXLPE
- Insulation Shield – Semi-Conducting Layer
- Concentric Wires – One-third and Full Neutral
- Jacket – Non-Conducting Polyethylene (LLDPE) with 3 Red Stripes, Semi-Conducting Available



Copper	Conductor		Copper Neutral		Diameter* (per ANSI/ICEAS-94-649)				Weights (lbs/ft)			
	AWG or kcmil	Number of Strands	Number of Wires	Size AWG	Conductor	Min. Over Insulation	Max. Over Insulation	Over Embedded Jacket	Conductor	Neutral	Total Without Jacket	Total With Embedded Jacket
Full Neutral	2	7	16	14	0.283	0.725	0.815	1.080	0.205	0.232	0.695	0.760
	1	19	13	12	0.322	0.765	0.855	1.110	0.259	0.300	0.559	0.633
	1/0	19	16	12	0.362	0.805	0.895	1.180	0.326	0.370	0.982	1.060
	2/0	19	20	12	0.406	0.850	0.935	1.225	0.411	0.462	1.169	1.246
	3/0	19	25	12	0.456	0.900	0.985	1.290	0.518	0.578	1.399	1.475
	4/0	19	20	10	0.512	0.955	1.045	1.370	0.653	0.740	1.747	1.825
One-Third Neutral	1/0	19	9	14	0.362	0.805	0.895	1.150	0.326	0.131	0.767	0.842
	2/0	19	11	14	0.406	0.850	0.935	1.190	0.411	0.160	0.897	0.975
	3/0	19	14	14	0.456	0.900	0.985	1.250	0.518	0.203	1.066	1.145
	4/0	19	11	12	0.512	0.955	1.045	1.295	0.653	0.255	1.333	1.434
	250	37	13	12	0.558	1.010	1.100	1.380	0.772	0.301	1.539	1.673
	350	37	12	10	0.661	1.115	1.200	1.515	1.080	0.440	1.987	2.149
	500	37	17	10	0.789	1.240	1.330	1.750	1.544	0.624	2.754	2.924
	750	61	25	10	0.968	1.430	1.520	1.965	2.316	0.918	3.952	4.138
1000	61	26	9	1.117	1.575	1.670	2.200	3.088	1.211	5.061	5.251	

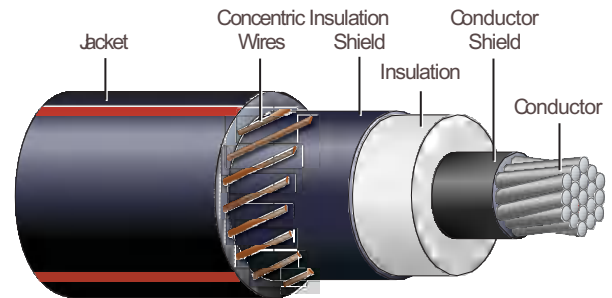
25kV Aluminum Conductor 90° C (100% – .260") Concentric Cable Medium Voltage



Underground Residential Distribution Cable (URD)


25kV Aluminum Conductor 90°C
(100% – .260")

- Conductor Shield – Semi-Conducting Layer
- Insulation – TRXLPE
- Insulation Shield – Semi-Conducting Layer
- Concentric Wires – One-third and Full Neutral
- Jacket – Non-Conducting Polyethylene (LLDPE) with 3 Red Stripes, Semi-Conducting Available



Aluminum	Conductor		Copper Neutral		Diameter* (per ANSI/ICEAS-94-649)				Weights (lbs/ft)			
	AWG or kcmil	Number of Strands	Number of Wires	Size AWG	Conductor	Min. Over Insulation	Max. Over Insulation	Over Embedded Jacket	Conductor	Neutral	Total Without Jacket	Total With Embedded Jacket
Full Neutral	1	SOLID	13	14	0.289	0.805	0.895	1.170	0.0785	0.174	0.518	0.671
	1	19	13	14	0.322	0.835	0.925	1.195	0.0787	0.174	0.535	0.687
	1/0	SOLID	16	14	0.325	0.840	0.930	1.205	0.0972	0.212	0.590	0.748
	1/0	19	16	14	0.362	0.875	0.965	1.230	0.0991	0.212	0.614	0.767
	2/0	19	13	12	0.406	0.920	1.010	1.275	0.1249	0.276	0.722	0.905
	3/0	19	16	12	0.456	0.970	1.060	1.370	0.1575	0.340	0.875	1.065
One-Third Neutral	4/0	19	20	12	0.512	1.025	1.115	1.430	0.1986	0.425	1.025	1.241
	1/0	SOLID	6	14	0.325	0.840	0.930	1.205	0.0972	0.080	0.460	0.631
	1/0	19	6	14	0.362	0.875	0.965	1.230	0.0991	0.080	0.475	0.650
	2/0	19	7	14	0.406	0.920	1.010	1.275	0.1249	0.093	0.540	0.715
	3/0	19	9	14	0.456	0.970	1.060	1.350	0.1575	0.120	0.655	0.842
	4/0	19	11	14	0.512	1.025	1.115	1.400	0.1986	0.145	0.750	0.966
	250	37	13	14	0.558	1.080	1.175	1.460	0.2347	0.173	0.852	1.117
	350	37	11	12	0.661	1.185	1.275	1.565	0.3286	0.240	1.060	1.380
	500	37	16	12	0.789	1.310	1.405	1.795	0.4694	0.340	1.369	1.721
750	61	15	10	0.968	1.500	1.595	2.010	0.7040	0.505	1.920	2.373	
1000	61	20	10	1.117	1.645	1.740	2.205	0.9387	0.680	2.405	2.870	

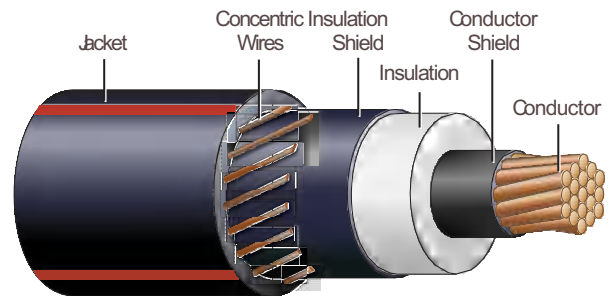
25kV Copper Conductor 90° C (100% – .260") Concentric Cable Medium Voltage



Underground Residential Distribution Cable (URD)


25kV Copper Conductor 90°C
(100% – .260")

- Conductor Shield – Semi-Conducting Layer
- Insulation – TRXLPE
- Insulation Shield – Semi-Conducting Layer
- Concentric Wires – One-third and Full Neutral
- Jacket – Non-Conducting Polyethylene (LLDPE) with 3 Red Stripes, Semi-Conducting Available



Copper	Conductor		Copper Neutral		Diameter* (per ANSI/ICEAS-94-649)				Weights (lbs/ft)			
	AWG or kcmil	Number of Strands	Number of Wires	Size AWG	Conductor	Min. Over Insulation	Max. Over Insulation	Over Embedded Jacket	Conductor	Neutral	Total Without Jacket	Total With Embedded Jacket
Full Neutral	1	19	13	12	.322	0.835	0.925	1.195	0.259	0.301	0.615	0.701
	1/0	19	16	12	.362	0.875	0.965	1.265	0.326	0.370	1.044	1.133
	2/0	19	20	12	.406	0.920	1.010	1.310	0.411	0.463	1.232	1.321
	3/0	19	25	12	.456	0.970	1.060	1.380	0.518	0.578	1.502	1.594
	4/0	19	20	10	.512	1.025	1.115	1.475	0.653	0.740	1.828	1.919
One-Third Neutral	1/0	19	9	14	.362	0.875	0.965	1.230	0.326	0.131	0.826	0.912
	2/0	19	11	14	.406	0.920	1.010	1.275	0.411	0.160	0.960	1.048
	3/0	19	14	14	.456	0.970	1.060	1.320	0.518	0.203	1.168	1.261
	4/0	19	11	12	.512	1.025	1.115	1.400	0.653	0.255	1.414	1.528
	250	37	13	12	.558	1.080	1.175	1.460	0.772	0.301	1.628	1.780
	350	37	12	10	.661	1.185	1.275	1.600	1.080	0.440	2.083	2.266
	500	37	17	10	.789	1.310	1.405	1.835	1.544	0.624	2.858	3.050
	750	61	25	10	.968	1.500	1.595	2.080	2.316	0.918	4.071	4.280
1000	61	26	9	1.117	1.645	1.740	2.280	3.088	1.212	5.190	5.404	

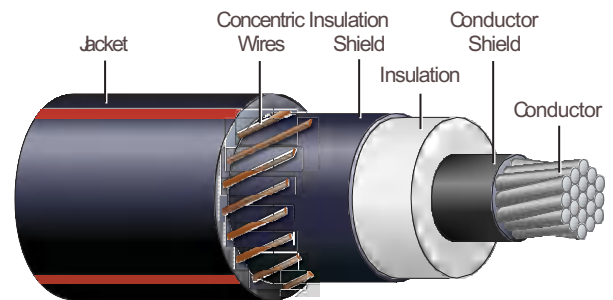
35kV Aluminum Conductor 90° C (100% – .345") Concentric Cable Medium Voltage



Underground Residential Distribution Cable (URD)


35kV Aluminum Conductor 90°C
(100% – .345")

- Conductor Shield – Semi-Conducting Layer
- Insulation – TRXLPE
- Insulation Shield – Semi-Conducting Layer
- Concentric Wires – One-third and Full Neutral
- Jacket – Non-Conducting Polyethylene (LLDPE) with 3 Red Stripes, Semi-Conducting Available



Aluminum	Conductor		Copper Neutral		Diameter* (per ANSI/ICEAS-94-649)				Weights (lbs/ft)			
	AWG or kcmil	Number of Strands	Number of Wires	Size AWG	Conductor	Min. Over Insulation	Max. Over Insulation	Over Embedded Jacket	Conductor	Neutral	Total Without Jacket	Total With Embedded Jacket
Full Neutral	1/0	SOLID	16	14	0.325	1.010	1.110	1.405	0.0972	0.212	0.745	0.934
	1/0	19	16	14	0.362	1.045	1.145	1.430	0.0990	0.212	0.768	0.957
	2/0	19	13	12	0.406	1.090	1.190	1.475	0.1250	0.275	0.885	1.105
	3/0	19	16	12	0.456	1.140	1.240	1.520	0.1575	0.340	1.010	1.231
	4/0	19	20	12	0.512	1.195	1.295	1.575	0.1986	0.425	1.170	1.421
One-Third Neutral	1/0	SOLID	6	14	0.325	1.010	1.110	1.405	0.0972	0.080	0.610	0.817
	1/0	19	6	14	0.362	1.045	1.145	1.430	0.0991	0.080	0.635	0.840
	2/0	19	7	14	0.406	1.090	1.190	1.475	0.1249	0.093	0.703	0.911
	3/0	19	9	14	0.456	1.140	1.240	1.500	0.1575	0.120	0.790	1.003
	4/0	19	11	14	0.512	1.195	1.295	1.575	0.1986	0.145	0.890	1.120
	250	37	13	14	0.558	1.250	1.350	1.705	0.2347	0.173	1.005	1.305
	350	37	11	12	0.661	1.355	1.455	1.810	0.3286	0.240	1.225	1.584
	500	37	16	12	0.789	1.480	1.580	2.000	0.4694	0.340	1.599	2.001
	750	61	15	10	0.968	1.670	1.770	2.190	0.7040	0.506	2.125	2.623
1000	61	20	10	1.117	1.815	1.920	2.380	0.9387	0.681	2.730	3.137	

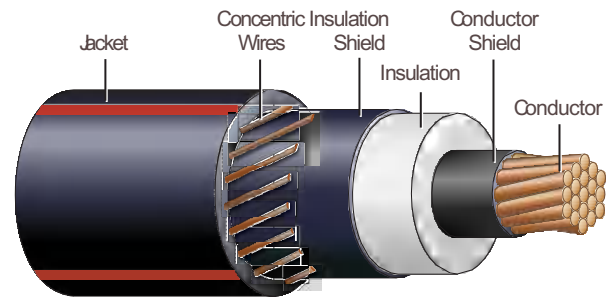
35kV Copper Conductor 90° C (100% – .345") Concentric Cable Medium Voltage



Underground Residential Distribution Cable (URD)


35kV Copper Conductor 90°C
(100% – .345")

- Conductor Shield – Semi-Conducting Layer
- Insulation – TRXLPE
- Insulation Shield – Semi-Conducting Layer
- Concentric Wires – One-third and Full Neutral
- Jacket – Non-Conducting Polyethylene (LLDPE) with 3 Red Stripes, Semi-Conducting Available



Copper	Conductor		Copper Neutral		Diameter* (per ANSI/ICEAS-94-649)				Weights (lbs/ft)			
	AWG or kcmil	Number of Strands	Number of Wires	Size AWG	Conductor	Min. Over Insulation	Max. Over Insulation	Over Embedded Jacket	Conductor	Neutral	Total Without Jacket	Total With Embedded Jacket
Full Neutral	1/0	19	16	12	0.362	1.045	1.145	1.465	0.326	0.370	1.218	1.327
	2/0	19	20	12	0.406	1.090	1.190	1.505	0.411	0.463	1.414	1.522
	3/0	19	25	12	0.456	1.140	1.240	1.620	0.518	0.579	1.653	1.760
	4/0	19	20	10	0.512	1.195	1.295	1.720	0.653	0.741	1.992	2.099
One-Third Neutral	1/0	19	9	14	0.362	1.045	1.145	1.430	0.326	0.131	.999	1.102
	2/0	19	11	14	0.406	1.090	1.190	1.475	0.411	0.160	1.139	1.244
	3/0	19	14	14	0.456	1.140	1.240	1.520	0.518	0.203	1.316	1.423
	4/0	19	11	12	0.512	1.195	1.295	1.575	0.653	0.255	1.576	1.707
	250	37	13	12	0.558	1.250	1.350	1.640	0.772	0.301	1.799	1.971
	350	37	12	10	0.661	1.355	1.455	1.845	1.080	0.441	2.269	2.427
	500	37	17	10	0.789	1.480	1.580	2.045	1.544	0.624	3.177	3.337
	750	61	25	10	0.968	1.670	1.770	2.255	2.316	0.918	4.300	4.531
1000	61	26	9	1.117	1.815	1.920	2.600	3.088	1.212	5.435	5.671	

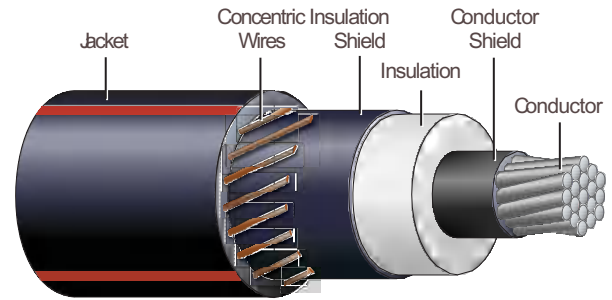
28kV Aluminum Conductor 90° C (100% – .280 in.) Concentric Cable Medium Voltage



Underground Residential Distribution Cable (URD)


28kV Aluminum Conductor 90°C
(100% – .280 in.)

- Conductor – Compact Aluminum
- Conductor Shield – Semiconducting Layer
- Insulation – TRXLPE
- Insulation Shield – Semiconducting Layer
- Concentric Wires – One-Third and Full Neutral
- Jacket – Nonconducting Polyethylene (LLDPE) with 3 Red Stripes, Semiconducting Available



Aluminum	Conductor		Copper Neutral		Diameter (mm/in) (per CSA C68.5 Appendix C)				Weight (lbs/ft)		
	AWG or kcmil	Number of Strands	Number of Wires	Size AWG	Conductor	Min. over Insulation	Max. over Insulation	Over Embedded Jacket	Conductor	Neutral	Total with Embedded Jacket
Compact Full Neutral	1/0	19	16	14	8.530 (0.336)	22.606 (0.890)	25.019 (0.985)	31.115 (1.225)	0.0991	0.212	0.7545
	2/0	19	13	12	9.550 (0.376)	23.622 (0.930)	26.035 (1.025)	33.020 (1.300)	0.1249	0.276	0.8810
	3/0	19	16	12	10.700 (0.423)	24.765 (0.975)	27.178 (1.070)	34.163 (1.345)	0.1575	0.340	0.9982
	4/0	19	20	12	12.100 (0.475)	26.162 (1.030)	28.488 (1.120)	35.560 (1.400)	0.1986	0.425	1.1456
Compact One-Third Neutral	1/0	19	6	14	8.530 (0.336)	22.606 (0.890)	25.019 (0.985)	31.115 (1.225)	0.0991	0.080	0.6370
	2/0	19	7	14	9.550 (0.376)	23.622 (0.930)	26.035 (1.025)	32.258 (1.270)	0.1249	0.093	0.7508
	3/0	19	9	14	10.700 (0.423)	24.765 (0.975)	27.178 (1.070)	33.401 (1.315)	0.1575	0.120	0.7833
	4/0	19	11	14	12.100 (0.475)	26.162 (1.030)	28.488 (1.120)	34.674 (1.365)	0.1986	0.145	0.8794
	250	37	13	14	13.200 (0.520)	27.432 (1.080)	29.845 (1.175)	35.814 (1.410)	0.2347	0.173	0.9643
	350	37	11	12	15.600 (0.616)	29.972 (1.180)	32.385 (1.275)	39.116 (1.540)	0.3286	0.240	1.1959
	500	37	16	12	18.700 (0.736)	33.020 (1.300)	35.433 (1.395)	42.164 (1.660)	0.4694	0.340	1.4976
	750	61	15	10	23.100 (0.908)	37.592 (1.480)	40.005 (1.575)	49.149 (1.935)	0.7040	0.505	2.1197
1000	61	20	10	26.900 (1.060)	41.402 (1.630)	43.815 (1.725)	53.975 (2.125)	0.9387	0.680	2.6443	

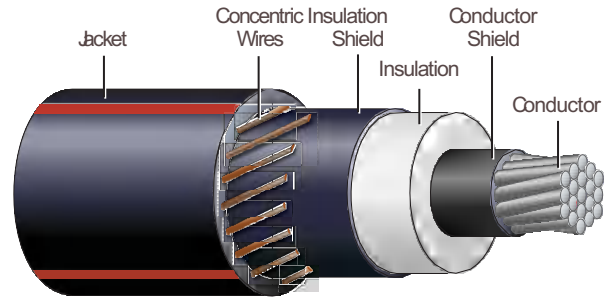
28kV Aluminum Conductor 90° C (100% – .280 in.) Concentric Cable Medium Voltage



Underground Residential Distribution Cable (URD)

28kV Aluminum Conductor 90°C
(100% – .280 in.)


- Conductor – Compressed Aluminum
- Conductor Shield – Semiconducting Layer
- Insulation – TRXLPE
- Insulation Shield – Semiconducting Layer
- Concentric Wires – One-Third and Full Neutral
- Jacket – Nonconducting Polyethylene (LLDPE) with 3 Red Stripes, Semiconducting Available



Aluminum	Conductor		Copper Neutral		Diameter (mm/in) (per CSA C68.5 Appendix C)				Weight (lbs/ft)		
	AWG or kcmil	Number of Strands	Number of Wires	Size AWG	Conductor	Min. over Insulation	Max. over Insulation	Over Embedded Jacket	Conductor	Neutral	Total with Embedded Jacket
Compressed Full Neutral	1/0	19	16	14	9.190 (0.362)	23.241 (0.915)	25.654 (1.010)	31.877 (1.255)	0.0991	0.212	0.7718
	2/0	19	13	12	10.300 (0.406)	24.384 (0.960)	26.797 (1.055)	33.782 (1.330)	0.1249	0.276	0.9016
	3/0	19	16	12	11.600 (0.456)	25.654 (1.010)	28.067 (1.105)	35.052 (1.380)	0.1575	0.340	1.0213
	4/0	19	20	12	13.000 (0.512)	27.051 (1.065)	29.464 (1.160)	36.449 (1.435)	0.1986	0.425	1.1720
Compressed One-Third Neutral	1/0	19	6	14	9.190 (0.362)	23.241 (0.915)	25.654 (1.010)	31.877 (1.255)	0.0991	0.080	0.6542
	2/0	19	7	14	10.300 (0.406)	24.384 (0.960)	26.797 (1.055)	32.893 (1.295)	0.1249	0.093	0.7188
	3/0	19	9	14	11.600 (0.456)	25.654 (1.010)	28.067 (1.105)	34.163 (1.345)	0.1575	0.120	0.8057
	4/0	19	11	14	13.000 (0.512)	27.051 (1.065)	29.464 (1.160)	35.687 (1.405)	0.1986	0.145	0.9050
	250	37	13	14	14.200 (0.558)	28.448 (1.120)	30.861 (1.215)	36.830 (1.450)	0.2347	0.173	0.9933
	350	37	11	12	16.800 (0.661)	31.115 (1.225)	33.528 (1.320)	40.259 (1.585)	0.3286	0.240	1.2274
	500	37	16	12	20.000 (0.789)	34.290 (1.350)	36.703 (1.445)	45.085 (1.775)	0.4694	0.340	1.6091
	750	61	15	10	24.600 (0.968)	39.116 (1.540)	41.529 (1.635)	51.308 (2.020)	0.7040	0.505	2.2056
1000	61	20	10	28.400 (1.117)	42.799 (1.685)	45.339 (1.785)	55.118 (2.170)	0.9387	0.680	2.6941	

15 kV .175" TRXLPE Concentric neutral underground cable

Concentric Cable Medium Voltage



Electrical Data


.175" TRXLPE 15kV concentric neutral underground cable, 100% insulation thickness, compressed stranding and solid conductors.

Aluminum	Conductor		Copper Neutral		Resistance DC OHMS per 1000' @ 90°C	Inductive Reactance OHMS per 1000'	Ampacity – 20°C Ambient 100% LF, RHO-90		
	AWG or kcmil	Number of Strands	Number of Wires	Size AWG			1/C Direct Buried	1/C Duct Buried	1/C Duct In Air
Full Neutral	2	SOLID	10	14	.3280	.032	170	115	100
	2	7	10	14	.3360	.030	170	115	100
	1	SOLID	13	14	.2600	.030	195	140	123
	1	19	13	14	.2650	.029	195	140	123
	1/0	SOLID	16	14	.2060	.028	230	155	135
	1/0	19	16	14	.2110	.028	230	155	135
	2/0	19	13	12	.1670	.025	270	185	162
	3/0	19	16	12	.1320	.024	295	210	184
4/0	19	20	12	.1050	.023	335	240	210	
						OHMS to Neutral per 1000'	3/C Direct Buried 8" Spacing	3/C Triplex in Duct	3/C Duct In Air
One-Third Neutral	1/0	SOLID	6	14	.2060	.102	230	165	145
	1/0	19	6	14	.2110	.099	230	165	145
	2/0	19	7	14	.1670	.097	250	190	167
	3/0	19	9	14	.1320	.094	280	215	189
	4/0	19	11	14	.1050	.092	320	245	215
	250	37	13	14	.0890	.089	345	270	237
	350	37	11	12	.0635	.085	405	325	285
	500	37	16	12	.0445	.082	460	385	338
	750	61	15	10	.0296	.077	515	475	417
1000	61	20	10	.0222	.074	565	540	475	

Copper	Conductor		Copper Neutral		Resistance DC OHMS per 1000' @ 90°C	Inductive Reactance OHMS per 1000'	Ampacity – 20°C Ambient 100% LF, RHO-90		
	AWG or kcmil	Number of Strands	Number of Wires	Size AWG			1/C Direct Buried	1/C Duct Buried	1/C Duct In Air
Full Neutral	2	7	16	14	.2020	.030	225	160	140
	1	19	13	12	.1610	.029	260	185	162
	1/0	19	16	12	.1270	.028	295	210	185
	2/0	19	20	12	.1020	.025	330	240	210
	3/0	19	25	12	.0802	.024	375	270	237
	4/0	19	20	10	.0635	.023	430	305	268
						OHMS to Neutral per 1000'	3/C Direct Buried 8" Spacing	3/C Triplex in Duct	3/C Duct In Air
One-Third Neutral	1/0	19	9	14	.1270	.099	290	210	185
	2/0	19	11	14	.1020	.097	320	240	210
	3/0	19	14	14	.0802	.094	350	275	241
	4/0	19	11	12	.0635	.092	390	315	276
	250	37	13	12	.0539	.089	415	340	298
	350	37	12	10	.0385	.085	475	415	364
	500	37	17	10	.0270	.082	525	480	420
	750	61	25	10	.0180	.077	560	530	465
1000	61	26	9	.0135	.074	600	590	518	

15kV .220" TRXLPE concentric neutral underground cable

Concentric Cable Medium Voltage



Electrical Data


.220" TRXLPE 15kV concentric neutral underground cable, 133% insulation thickness, compressed stranding and solid conductors.

Aluminum	Conductor		Copper Neutral		Resistance DC OHMS per 1000' @ 90°C	Inductive Reactance OHMS per 1000'	Ampacity – 20°C Ambient 100% LF, RHO-90		
	AWG or kcmil	Number of Strands	Number of Wires	Size AWG			1/C Direct Buried	1/C Duct Buried	1/C Duct In Air
Full Neutral	2	SOLID	10	14	.3280	.033	170	115	100
	2	7	10	14	.3360	.031	170	115	100
	1	SOLID	13	14	.2600	.031	195	140	123
	1	19	13	14	.2650	.029	195	140	123
	1/0	SOLID	16	14	.2060	.028	230	155	135
	1/0	19	16	14	.2110	.028	230	155	135
	2/0	19	13	12	.1670	.026	270	185	162
	3/0	19	16	12	.1320	.024	295	210	184
	4/0	19	20	12	.1050	.024	335	240	210
						OHMS to Neutral per 1000'	3/C Direct Buried 8"	3/C Triplex in Duct	3/C Duct In Air
One-Third Neutral	1/0	SOLID	6	14	.2060	.102	230	165	145
	1/0	19	6	14	.2110	.099	230	165	145
	2/0	19	7	14	.1670	.097	250	190	167
	3/0	19	9	14	.1320	.094	280	215	189
	4/0	19	11	14	.1050	.092	320	245	215
	250	37	13	14	.0890	.089	345	270	237
	350	37	11	12	.0635	.085	405	325	285
	500	37	16	12	.0445	.082	460	385	338
	750	61	15	10	.0296	.077	515	475	417
	1000	61	20	10	.0222	.074	565	540	475

Copper	Conductor		Copper Neutral		Resistance DC OHMS per 1000' @ 90°C	Inductive Reactance OHMS per 1000'	Ampacity – 20°C Ambient 100% LF, RHO-90		
	AWG or kcmil	Number of Strands	Number of Wires	Size AWG			1/C Direct Buried	1/C Duct Buried	1/C Duct In Air
Full Neutral	2	7	16	14	.2020	.031	225	160	140
	1	19	13	12	.1610	.029	260	185	162
	1/0	19	16	12	.1270	.028	295	210	185
	2/0	19	20	12	.1020	.026	330	240	210
	3/0	19	25	12	.0802	.024	375	270	237
	4/0	19	20	10	.0635	.024	430	305	268
						OHMS to Neutral per 1000'	3/C Direct Buried 8"	3/C Triplex in Duct	3/C Duct In Air
One-Third Neutral	1/0	19	9	14	.1270	.099	290	210	185
	2/0	19	11	14	.1020	.097	320	240	210
	3/0	19	14	14	.0802	.094	350	275	241
	4/0	19	11	12	.0635	.092	390	315	276
	250	37	13	12	.0539	.089	415	340	298
	350	37	12	10	.0385	.085	475	415	364
	500	37	17	10	.0270	.082	525	480	420
	750	61	25	10	.0180	.077	560	530	465
	1000	61	26	9	.0135	.074	600	590	518

25kV .260" TRXLPE concentric neutral underground cable

Concentric Cable Medium Voltage



Electrical Data

.260" TRXLPE 25kV concentric neutral underground cable, 100% insulation thickness, compressed stranding and solid conductors.

Aluminum	Conductor		Copper Neutral		Resistance DC OHMS per 1000' @ 90°C	Inductive Reactance OHMS per 1000'	Ampacity – 20°C Ambient 100% LF, RHO-90		
	AWG or kcmil	Number of Strands	Number of Wires	Size AWG			1/C Direct Buried	1/C Duct Buried	1/C Duct In Air
Full Neutral	1	SOLID	13	14	.2600	.033	195	145	127
	1	19	13	14	.2650	.031	195	145	127
	1/0	SOLID	16	14	.2060	.031	220	165	145
	1/0	19	16	14	.2110	.030	220	165	145
	2/0	19	13	12	.1670	.028	250	190	167
	3/0	19	16	12	.1320	.027	290	210	185
	4/0	19	20	12	.1050	.026	325	245	215
One-Third Neutral						OHMS to Neutral per 1000'	3/C Direct Buried 8" Spacing	3/C Triplex in Duct	3/C Duct In Air
	1/0	SOLID	6	14	.2060	.102	225	165	145
	1/0	19	6	14	.2110	.099	225	165	145
	2/0	19	7	14	.1670	.097	250	180	158
	3/0	19	9	14	.1320	.094	275	205	180
	4/0	19	11	14	.1050	.092	310	240	210
	250	37	13	14	.0890	.089	335	260	228
	350	37	11	12	.0635	.085	395	325	285
	500	37	16	12	.0445	.082	445	390	342
	750	61	15	10	.0296	.077	515	475	417
1000	61	20	10	.0222	.074	560	525	460	

Copper	Conductor		Copper Neutral		Resistance DC OHMS per 1000' @ 90°C	Inductive Reactance OHMS per 1000'	Ampacity – 20°C Ambient 100% LF, RHO-90		
	AWG or kcmil	Number of Strands	Number of Wires	Size AWG			1/C Direct Buried	1/C Duct Buried	1/C Duct In Air
Full Neutral	1	19	13	12	.1610	.031	245	185	162
	1/0	19	16	12	.1270	.030	280	215	189
	2/0	19	20	12	.1020	.028	315	240	210
	3/0	19	25	12	.0802	.027	360	275	241
	4/0	19	20	10	.0635	.026	415	315	276
One-Third Neutral						OHMS to Neutral per 1000'	3/C Direct Buried 8" Spacing	3/C Triplex in Duct	3/C Duct In Air
	1/0	19	9	14	.1270	.099	275	215	189
	2/0	19	11	14	.1020	.097	310	250	220
	3/0	19	14	14	.0802	.094	345	285	250
	4/0	19	11	12	.0635	.092	385	320	280
	250	37	13	12	.0539	.089	410	345	303
	350	37	12	10	.0385	.085	460	405	355
	500	37	17	10	.0270	.082	520	470	412
	750	61	25	10	.0180	.077	567	550	483
1000	61	26	9	.0135	.074	625	615	540	

35kV .345" TRXLPE concentric neutral underground cable

Concentric Cable Medium Voltage



Electrical Data

.345" TRXLPE 35kV concentric neutral underground cable, 100% insulation thickness, compressed stranding and solid conductors.

Aluminum	Conductor		Copper Neutral		Resistance DC OHMS per 1000' @ 90°C	Inductive Reactance OHMS per 1000'	Ampacity – 20°C Ambient 100% LF, RHO-90		
	AWG or kcmil	Number of Strands	Number of Wires	Size AWG			1/C Direct Buried	1/C Duct Buried	1/C Duct In Air
Full Neutral	1/0	SOLID	16	14	.2060	.036	220	165	145
	1/0	19	16	14	.2110	.034	220	165	145
	2/0	19	13	12	.1670	.032	250	195	310
	3/0	19	16	12	.1320	.030	285	220	193
	4/0	19	20	12	.1050	.029	325	250	220
One-Third Neutral						OHMS to Neutral per 1000'	3/C Direct Buried 8" Spacing	3/C Triplex in Duct	3/C Duct In Air
	1/0	SOLID	6	14	.2060	.102	215	165	145
	1/0	19	6	14	.2110	.099	215	165	145
	2/0	19	7	14	.1670	.097	245	190	167
	3/0	19	9	14	.1320	.094	275	215	189
	4/0	19	11	14	.1050	.092	305	245	215
	250	37	13	14	.0890	.089	335	270	238
	350	37	11	12	.0635	.085	390	320	280
	500	37	16	12	.0445	.082	440	385	338
	750	61	15	10	.0296	.077	515	475	417
1000	61	20	10	.0222	.074	570	535	470	

Copper	Conductor		Copper Neutral		Resistance DC OHMS per 1000' @ 90°C	Inductive Reactance OHMS per 1000'	Ampacity – 20°C Ambient 100% LF, RHO-90		
	AWG or kcmil	Number of Strands	Number of Wires	Size AWG			1/C Direct Buried	1/C Duct Buried	1/C Duct In Air
Full Neutral	1/0	19	16	12	.1270	.034	280	215	189
	2/0	19	20	12	.1020	.032	310	240	211
	3/0	19	25	12	.0802	.030	355	275	241
	4/0	19	20	10	.0635	.029	410	315	276
One-Third Neutral						OHMS to Neutral per 1000'	3/C Direct Buried 8" Spacing	3/C Triplex in Duct	3/C Duct In Air
	1/0	19	9	14	.1270	.099	270	215	189
	2/0	19	11	14	.1020	.097	305	240	211
	3/0	19	14	14	.0802	.094	340	280	246
	4/0	19	11	12	.0635	.092	380	315	276
	250	37	13	12	.0539	.089	405	340	298
	350	37	12	10	.0385	.085	460	400	350
	500	37	17	10	.0270	.082	520	470	412
	750	61	25	10	.0180	.077	567	550	483
1000	61	26	9	.0135	.074	625	615	540	